



District Report Card: 2017


State: Odisha	District: Rayagada
Class: 3	Subject: Language
Schools: 44	Students: 455


Participation/Coverage


Students

<div>GENDER</div> <div></div>	Boys		Girls	
	Number	%	Number	%
	215	47.25	240	52.75

<div>AREA</div> <div></div>	Rural		Urban	
	Number	%	Number	%
	441	96.92	14	3.08

<div>CATEGORY</div> <div></div>	SC		ST		OBC		GEN	
	Number	%	Number	%	Number	%	Number	%
	69	15.16	332	72.97	52	11.43	2	0.44

<div>CWSN</div> <div></div>	LD	VI	HI	S&LD	ID	Oth
	0	0	0	1	1	0

<div>Management</div> <div></div>	Government		Government-aided	
	Number	%	Number	%
	455	100.00	0	0.00

Average Performance of Students in Language (%)

Overall	Gender		Area		Management		Social Group			
	Male	Female	Rural	Urban	Govt.	Aided	SC	ST	OBC	GEN
52.92	51.38	54.31	53.20	44.29	52.92	0.00	51.98	53.76	48.33	66.67

Performance on Learning Outcomes (LOs)

Learning Outcomes	Description	Average Performance(%)
L304	Reads small texts with comprehension i.e., identifies main ideas, details, sequence and draws conclusions	55.25
L312	Reads printed scripts on the classroom walls: poems, posters, charts etc.	48.26

Range of Performance of Students who Answered Correctly							
Below 30%		30% - 50%		50% - 75%		Above 75%	
Number	%	Number	%	Number	%	Number	%
95	20.88	100	21.98	160	35.16	100	21.98

Lowest Performing Learning Outcomes (LOs)

1 - Reads printed scripts on the classroom walls: poems, posters, charts etc. (48.26)

2 - Reads small texts with comprehension i.e., identifies main ideas, details, sequence and draws conclusions (55.25)